

CORDUSIO RMBS SECURITISATION S.r.l. - SERIES 2007

INVESTOR REPORT

Securitisation of a portfolio of performing mortgage
Unicredit Banca S.p.A.

Euro	703,500,000	Class A1	Mortgage Backed Floating Rate Notes due December 2040
Euro	2,227,600,000	Class A2	Mortgage Backed Floating Rate Notes due December 2040
Euro	738,600,000	Class A3	Mortgage Backed Floating Rate Notes due December 2040
Euro	71,100,000	Class B	Mortgage Backed Floating Rate Notes due December 2040
Euro	43,800,000	Class C	Mortgage Backed Floating Rate Notes due December 2040
Euro	102,000,000	Class D	Mortgage Backed Floating Rate Notes due December 2040
Euro	19,500,000	Class E	Mortgage Backed Floating Rate Notes due December 2040
Euro	2,002,838	Class F	Mortgage Backed Floating Rate Notes due December 2040

Investor Report Date

07/10/2010

Quarterly Collection Period

01/06/2010

31/08/2010

Interest Period

30/06/2010

30/09/2010

Interest Payment Date

30/09/2010

This Investors Report (the "Report") has been prepared by UniCredit Bank AG, London Branch ("UCB"), a member of the UniCredit Group, in its role as Calculation/Computation Agent and is based, inter alia, on the Servicer Reports prepared by the Servicer as well as data provided to UCB by other third parties. Although such information has been obtained from sources believed to be reliable, neither UCB, nor its subsidiaries or affiliates, or any of their respective directors, managers, officers or employees makes any representation as to their fairness, accuracy, completeness or reliability or shall have any responsibility or liability for any loss or damage howsoever arising from or otherwise in connection with the use of this Report.

This Report is not for retail customers (as defined by the European Markets in Financial Instruments Directive) and persons into whose possession or attention this document comes must inform themselves about, and strictly observe, any such restrictions. This Report is provided for information purposes only and does not constitute or form part of, nor may be construed so as to constitute or form part of, an offer, or the solicitation of any offer, to buy, sell or subscribe for any securities mentioned herein, nor is it intended to provide an evaluation of the risk related to an investment in such securities or for use by any person in making investment decisions. By accepting this Report, you agree to be bound by the foregoing restrictions. The information provided in the Report can not substitute the obtaining of independent financial advice.

UniCredit Bank AG is supervised by the German Federal Financial Supervisory Authority (BaFIN). It is incorporated in Germany with limited liability.

If this Report has been sent to you in electronic form, you are reminded that documents transmitted via this medium may be altered or changed during the process of electronic transmission and consequently none of UCB, its subsidiaries or affiliates or any of the directors, officers or employees thereof, accepts any liability or responsibility whatsoever in respect of any difference between the documents distributed to you in electronic format and the hard copy version available to you on request from UCB.

CORDUSIO RMBS SECURITISATION S.r.l. - SERIES 2007 - DESCRIPTION OF THE NOTES

Issuer: Cordusio RMBS Securitisation S.r.l.
Issue Date: 24/05/2007
Sole Arranger: UniCredit Bank AG, London Branch
Joint Lead Managers: UniCredit Bank AG, Lehman Brothers International (Europe), Société Générale CIB

Series	Class A1	Class A2	Class A3	Class B	Class C	Class D	Class E	Class F	
Amount issued	703,500,000.00	2,227,600,000.00	738,600,000.00	71,100,000.00	43,800,000.00	102,000,000.00	19,500,000.00	2,002,838.00	
Currency	Eur	Eur	Eur	Eur	Eur	Eur	Eur	Eur	
Final Maturity Date	Dec-40	Dec-40	Dec-40	Dec-40	Dec-40	Dec-40	Dec-40	Dec-40	
Listing	Irish Stock Exchange	Irish Stock Exchange	Irish Stock Exchange	Irish Stock Exchange	Irish Stock Exchange	Irish Stock Exchange	Irish Stock Exchange	Irish Stock Exchange	
ISIN Code	IT0004231210	IT0004231236	IT0004231244	IT0004231285	IT0004231293	IT0004231301	IT0004231319	IT0004231327	
Common Code	030287347	030287282	030287266	030303806	030303911	030295188	030304748	- - -	
Clearing System	Clearstream Euroclear	Clearstream Euroclear	Clearstream Euroclear	Clearstream Euroclear	Clearstream Euroclear	Clearstream Euroclear	Clearstream Euroclear	Clearstream Euroclear	
Indexation	Euribor 3 M	Euribor 3 M	Euribor 3 M	Euribor 3 M	Euribor 3 M	Euribor 3 M	Euribor 3 M	Euribor 3 M	
Spread at Issuance	6	13	18	23	36	70	250	300	
Rating	Fitch	AAA	AAA	AAA	AA	A	BBB	BB	Unrated
	Moodys	Aaa	Aaa	Aaa	Aa1	A1	Baa2	Ba2	Unrated
	Standard & Poor's	AAA	AAA	AAA	AA	A	BBB	BB	Unrated

Originator / Servicer: UniCredit Family Financing Bank S.p.A. / UniCredit banca S.p.A.
Interest Day Count: Actual/360
Corporate Servicer: UniCredit Credit Management Bank S.p.A.
Computation Agent: UniCredit Bank AG, London Branch
Account Bank: UniCredit Family Financing Bank S.p.A.
Principal Paying Agent: BNP Paribas Securities Services S.A.
Representative of Noteholders: Securitisation Services S.p.A.
Swap Counterparty: UniCredit S.p.A.

CORDUSIO RMBS SECURITISATION S.r.l. - SERIES 2007 - COLLECTIONS

Collection Period (both dates included)		Principal Collected on Claims not Classified as Defaulted Claims (excluding prepayments)	Interest Collected on Claims not Classified as Defaulted Claims *	Recoveries on Defaulted Claims	Pre-payments on Claims not Classified as Defaulted Claims (principal)	Other	Total Collections
Start	End						
01/04/2007	31/08/2007	55,797,656.23	85,151,857.16	-	120,644,647.27	1,198,831.68	262,792,992.34
01/09/2007	30/11/2007	32,069,010.66	54,830,320.26	1,490.00	100,497,777.48	1,579,324.51	188,977,922.91
01/12/2007	29/02/2008	30,634,419.89	53,060,889.60	1,461.62	121,026,193.81	1,287,469.81	206,010,434.73
01/03/2008	31/05/2008	30,146,422.96	49,594,281.43	28,602.66	104,069,410.60	1,325,996.15	185,164,713.80
01/06/2008	31/08/2008	28,956,605.23	50,544,848.96	251,823.09	93,429,771.27	1,036,807.26	174,219,855.81
01/09/2008	30/11/2008	27,955,305.31	48,465,593.81	129,189.23	92,736,256.91	1,182,640.44	170,468,985.70
01/12/2008	28/02/2009	30,265,487.79	40,203,844.31	248,715.03	74,992,772.82	572,275.92	146,283,095.87
01/03/2009	31/05/2009	34,163,048.04	26,400,344.89	96,162.22	64,970,968.87	215,422.99	125,845,947.01
01/06/2009	31/08/2009	36,409,501.81	21,527,252.89	898,542.10	48,229,299.73	323,575.19	107,388,171.72
01/09/2009	30/11/2009	35,953,990.94	17,903,166.04	459,825.19	50,785,805.09	191,790.76	105,294,578.02
01/12/2009	28/02/2010	35,980,430.71	16,536,618.25	581,041.03	38,766,981.98	191,284.38	92,056,356.35
01/03/2010	31/05/2010	36,575,842.89	15,686,312.14	829,882.83	45,585,974.63	203,380.09	98,881,392.58
01/06/2010	31/08/2010	35,233,695.29	15,466,634.14	785,840.57	42,865,169.32	357,955.16	94,709,294.48

CORDUSIO RMBS SECURITISATION S.r.l. - SERIES 2007 - Issuer Available Funds

	<i>Euro</i>		<i>Euro</i>
TOTAL ISSUER INTEREST AVAILABLE FUNDS	21,176,415.72	TOTAL ISSUER PRINCIPAL AVAILABLE FUNDS	82,361,833.44
(a) Interest Components related to the Mortgage Loans received by the Issuer	16,577,500.23	(a) All Principal Components related to the Mortgage Loans received by the Issuer	78,098,864.61
(b) Without duplication of (a) above Interest Components invested in Eligible Investments	-	(b) Without duplication of (a) above Principal Components invested in Eligible Investments	-
(c) All net interest amounts on the Accounts received by the Issuer	33,815.97	(c) Any principal Deficiency Ledger Amount calculated at the Calculation Date	4,262,945.99
(d) All amounts received from the Swap Counterparty by the Issuer	4,565,099.52	(d) Funds Provisioned for Amortisation (up to the First Amortisation Interest Payment Date)	22.84
(e) All amounts from any party to the Transaction Documents received by the Issuer	-	(e) Any proceeds deriving from the sale of Claims under the Transaction Documents (other than Defaulted Claims)	-
(f) All the Revenue Eligible Investments Amounts received by the Issuer	-	(f) Any amount credited and/or retained on each IPD under items (xviii) and (xix) of the Pre-Enforcement Interest Priority of Payment	-
(g) All other amounts standing to credit of the Collection Account and the Payments Account (excluding any Principal Available Funds)	-	(g) Any other amount received from the Originator under the Warranty and Indemnity Agreement	-
(h) Cash Reserve Excess available after repayment of the Subordinated Loan	-	(h) On the Calculation Date immediately preceding the Calculation Date after the Final Redemption Date, any amounts standing to the credit of the Expenses Account	-
(i) Amount withdrawn from the Cash Reserve if items (i) to (xvi) of the Pre-Enforcement Interest Priority of Payments are not paid	-		
(j) On the Calculation Date immediately preceding the date on which the Rated Notes will be redeemed in full, the amount standing to the credit of the Cash Reserve Account at such date	-		
TOTAL ISSUER AVAILABLE FUNDS	99,275,303.17		

CORDUSIO RMBS SECURITISATION S.r.l. - SERIES 2007 - Priority of Payments
PRE-ENFORCEMENT INTEREST PRIORITY OF PAYMENT

	<i>Euro</i>
TOTAL ISSUER INTEREST AVAILABLE FUNDS	21,176,415.72
First Taxes due and payable by the Issuer (if Expenses Account is insufficient or if not paid by UCB)	-
Second Issuer/RoN expenses	
a) Corporate fees, expenses of Issuer	36,347.33
b) Fees, taxes, expenses and costs due for the listing, deposit or ratings of the Notes	-
c) Fees, expenses to be paid to the RoN	2,494.14
d) Amount necessary to replenish the Expenses Account up to Retention Amount	160.48
Third Third Party Fees and Expenses:	
a) Paying Agent and Listing Agent fees and expenses	250.00
b) Agent Bank and Principal Paying Agent fees and expenses	500.00
c) Computation Agent fees and expenses	8,750.00
d) Servicer fees and expenses	571,332.99
e) Corporate Servicer fees and expenses	7,005.01
f) Stichting Corporate Services Provider fees and expenses	-
g) Account Bank fees and expenses	-
h) Custodian fees and expenses	-
Fourth Amounts due to the Swap Counterparty	7,293,953.93
Fifth Instalment Premiums payable to the Originator	11,323.55
Sixth Interest on Class A Notes	-
Interest on Class A1 Notes	-
Interest on Class A2 Notes	3,396,458.60
Interest on Class A3 Notes	1,762,956.13
Seventh Senior Notes PDL reduction to zero	-
Eighth Interest on Class B Notes if Class B Trigger Event has not occurred	178,792.80
Ninth Class B PDL reduction to zero	-
Tenth Interest on Class C Notes if Class C Trigger Event has not occurred	124,693.73
Eleventh Class C PDL to zero	-
Twelfth Interest on Class D Notes if Class D Trigger Event has not occurred	379,009.33
Thirteenth Class D PDL to zero	-
Fourteenth Interest on Class E Notes if Class E Trigger Event has not occurred	162,157.66
Fifteenth Class E PDL to zero	2,260,107.99
Sixteenth Reduction of Junior Notes PDL to zero	2,002,838.00
Seventeenth Cash Reserve Account replenishment till target amount (if any Rated Notes o/s)	2,977,284.05
Eighteenth Credit and/or retain the remainder of the Interest Available Funds to the Principal Account if Junior Notes Trigger Event has occurred (if any Rated Notes o/s)	-
Nineteenth Credit or retain an amount equal to the Principal Available Funds utilized under item (i) of the Pre-Enforcement Principal Priority of Payments	-
Twentieth Any Swap termination payments	-
Twenty-first Any amounts due to:	
a) UCB under the terms of the Transfer Agreement	-
b) the Servicer of any Servicer's Arbitration Advance under the Servicing Agreement	-
Twenty-second Interest on the Subordinated Loan	-
Twenty-third Principal on the Subordinated Loan	-
Twenty-fourth Any amounts due to UCB:	
a) in connection with a limited recourse loan under the terms of the Letter of Undertaking	-
b) under the terms of the Warranty and Indemnity Agreement	-
Twenty-fifth Other Issuer Creditor amounts	-
Twenty-sixth Interest on the Junior Notes (other than in (xxvii) below)	-
Twenty-seventh Junior Notes Additional Interest	-
Interest amount available after the payment of interest on the Class E Notes	7,240,230.04

PRE-ENFORCEMENT PRINCIPAL PRIORITY OF PAYMENT

	<i>Euro</i>
TOTAL ISSUER PRINCIPAL AVAILABLE FUNDS	82,361,833.44
First All amounts under items (i) to (xiv) (excluding items (vii), (ix), (x) and (xiii)) of the Pre-Enforcement Interest Priority of Payments, to the extent not paid under the Pre-enforcement IPoP	-
Second Class A1 Principal:	
(a) Up to the First Amortisation Interest Payment Date to credit the Principal Account	-
(b) Thereafter to pay Class A1 Principal	-
Third Class A2 Principal	82,361,723.08
Fourth Class A3 Principal	-
Fifth To pay interest on Class B Notes should a Class B trigger event occurred and the related payment has not been fully done under item (viii) of the IPoP	-
Sixth Class B Principal	-
Seventh To pay interest on Class C Notes should a Class C trigger event occurred and the related payment has not been fully done under item (x) of the IPoP	-
Eighth Class C Principal	-
Ninth To pay interest on Class D Notes should a Class D trigger event occurred and the related payment has not been fully done under item (xii) of the IPoP	-
Tenth Class D Principal	-
Eleventh To pay interest on Class E Notes should a Class E trigger event occurred and the related payment has not been fully done under item (xiv) of the IPoP	-
Twelfth Class E Principal	-
Thirteenth Principal on the Subordinated Loan to the extent not paid under item (xxiii) of the IPoP	-
Fourteenth To pay interest on the Junior Notes should a Junior Notes trigger event and the related payment has not been fully done under item (xxvi) of the IPoP	-
Fifteenth Junior Notes Principal until the balance of the Junior Notes is € 30,000.00	-
Sixteenth Junior Notes Principal starting from the Final Redemption Date until the balance of the Junior Notes is zero	-
Seventeenth Junior Notes Additional Remuneration	-

CORDUSIO RMBS SECURITISATION S.r.l. - SERIES 2007 - CASH FLOW ALLOCATION

POST-ENFORCEMENT PRIORITY OF PAYMENT

		Euro
	TOTAL ISSUER INTEREST AVAILABLE FUNDS	<i>not applicable</i>
First	Taxes due and payable by the Issuer (if Expenses Account is insufficient or if not paid by UCB)	<i>not applicable</i>
Second	Issuer/RoN expenses: a) Corporate fees, expenses of Issuer b) Fees, taxes, expenses and costs due for the listing, deposit or ratings of the Notes c) Fees, expenses to be paid to the RoN	<i>not applicable</i> <i>not applicable</i> <i>not applicable</i>
Third	Third Party Fees and Expenses: a) Paying Agent fees and expenses b) Agent Bank fees and expenses c) Computation Agent fees and expenses d) Services fees and expenses e) Corporate Servicer fees and expenses f) Corporate Services Provider fees and expenses g) Account Bank fees and expenses h) Custodian fees and expenses	<i>not applicable</i> <i>not applicable</i> <i>not applicable</i> <i>not applicable</i> <i>not applicable</i> <i>not applicable</i> <i>not applicable</i>
Fourth	Amount due to the Swap Counterparty	<i>not applicable</i>
Fifth	Instalment Premiums payable to the Originator	<i>not applicable</i>
Sixth	Interest on Class A Notes: Interest on Class A1 Notes Interest on Class A2 Notes Interest on Class A3 Notes	<i>not applicable</i> <i>not applicable</i> <i>not applicable</i>
Seventh	Class A Principal Class A1 Principal Class A2 Principal Class A3 Principal	<i>not applicable</i> <i>not applicable</i> <i>not applicable</i>
Eighth	Interest on Class B Notes	<i>not applicable</i>
Ninth	Class B Principal	<i>not applicable</i>
Tenth	Interest on Class C Notes	<i>not applicable</i>
Eleventh	Class C Principal	<i>not applicable</i>
Twelfth	Interest on Class D Notes	<i>not applicable</i>
Thirteenth	Class D Principal	<i>not applicable</i>
Fourteenth	Interest on Class E Notes	<i>not applicable</i>
Fifteenth	Class E Principal	<i>not applicable</i>
Sixteenth	Any Swap termination payments	<i>not applicable</i>
Seventeenth	Any amounts due to Unicredit Banca S.p.A. a) in respect of the Originator's Claims under the Transfer Agreement b) in respect of the Servicer's Arbitration Advance under the Servicing Agreement	<i>not applicable</i> <i>not applicable</i>
Eighteenth	Interest on the Subordinated Loan	<i>not applicable</i>
Nineteenth	Principal on the Subordinated Loan	<i>not applicable</i>
Twentieth	Any amounts due to Unicredit Banca S.p.A. a) in connection with a limited recourse loan under the Letter of Undertaking b) under the terms of the Warranty and Indemnity Agreement	<i>not applicable</i> <i>not applicable</i>
Twenty-first	Interest on the Junior Notes	<i>not applicable</i>
Twenty-second	Principal on the Junior Notes until the balance of the Junior Notes is € 30,000.00	<i>not applicable</i>
Twenty-third	On the Post -Enforcement Final Redemption Date and thereafter Principal on the Junior Notes until their redemption in full	<i>not applicable</i>
Twenty-fourth	Junior Notes Additional Interest	<i>not applicable</i>

CORDUSIO RMBS SECURITISATION S.r.l. - SERIES 2007 - PORTFOLIO PERFORMANCE

PRINCIPAL DEFICIENCY LEDGER

	PDL at start	Amount debited to the PDL	Amount credited to the PDL	PDL at end
Class A Notes	-	-	-	-
Class B Notes	-	-	-	-
Class C Notes	-	-	-	-
Class D Notes	-	-	-	-
Class E Notes	-	2,260,107.99	2,260,107.99	-
Class Junior Notes	-	2,002,838.00	2,002,838.00	-

ARREAR CLAIMS

Description	Number of Loans	Outstanding Amount	% over the Outstanding Portfolio Amount
from 0 to 29 days	279	23,119,232.77	0.94%
from 30 days to 59 days	130	11,153,566.05	0.45%
from 60 days to 89 days	74	6,474,681.42	0.26%
from 90 days to 119 days	74	6,204,685.81	0.25%
from 120 days to 149 days	44	3,936,403.82	0.16%
from 150 days to 179 days	40	3,178,409.36	0.13%
from 180 days to 209 days	28	2,588,733.27	0.11%
from 210 days to 239 days	23	1,886,500.45	0.08%
from 240 days to 269 days	31	2,640,914.77	0.11%
from 270 days to 299 days	23	2,491,790.97	0.10%
from 300 days to 329 days	20	1,849,198.28	0.08%
from 330 days to 359 days	8	559,473.52	0.02%
above 360 days	-	-	0.00%
Total	774	66,083,590.49	2.69%

Outstanding Amount of Claims in Arrears for more than 90 days (a)	Initial Portfolio Outstanding Amount (b) *	> 90 Day Arrear Claims ratio (c) = (a)/(b)
25,336,110.25	3,908,102,838.12	0.65%

DEFAULTED CLAIMS

Cumulative Outstanding Amount of Defaulted Claims (a)	Initial Portfolio Outstanding Amount (b) *	Cumulative Defaulted Claims Ratio (c) = (a)/(b)
61,271,281.21	3,908,102,838.12	1.57%
Junior Notes Trigger Event if (c) >=6.9%		
<i>NOT OCCURRED</i>		
Class E Notes Trigger Event if (c) >=7%		
<i>NOT OCCURRED</i>		
Class D Notes Trigger Event if (c) >=8%		
<i>NOT OCCURRED</i>		
Class C Notes Trigger Event if (c) >=9%		
<i>NOT OCCURRED</i>		
Class B Notes Trigger Event if (c) >=11%		
<i>NOT OCCURRED</i>		

PRE-PAYMENT

Total Prepayments during previous Collection Period	Portfolio Outstanding Amount at start of previous Collection Period	Annualised Prepayment rate during previous Collection Period
42,865,169.32	2,480,671,209.20	6.86%
Annualised Weighted Average Prepayment Rate since the beginning of the first Collection Period		
9.38%		

CASH RESERVE

Balance at Start of Collection Period	Amounts paid in accordance with the Priority of Payments	Amounts received in accordance with the Priority of Payments	Balance at end of Interest Payment Date
1,224,029.47	-	2,977,284.05	4,201,313.52
Target Amount			
6,252,965.00			

* The information refers to the outstanding balance of the portfolio as of the 31/03/2007

CORDUSIO RMBS SECURITISATION S.r.l. - SERIES 2007 - PORTFOLIO DESCRIPTION

General Information about the Portfolio (a)	At the end of the current Collection Period	At the end of the previous Collection Period
a.1 Number of Loans:	30,273	30,805
a.2 Outstanding Portfolio Amount:	2,398,310,037.39	2,480,671,209.20
a.3 Average Outstanding Portfolio Amount (1):	79,222.74	80,528.20
a.4 Weighted Average Seasoning (months) (2):	74.5	71.5
a.5 Weighted Average Current LTV (2):	52.77%	53.42%
a.6 Weighted Average Remaining Term (months) (2):	192.1	194.8

b. Outstanding amount	At the end of the current Collection Period				At the end of the previous Collection Period			
	Number of Loans	% on Total Number of Loans Outstanding	Amount Outstanding	% on Total Amount Outstanding	Number of Loans	% on Total Number of Loans Outstanding	Amount Outstanding	% on Total Amount Outstanding
b.1 from 0 (included) to 10.000 (excluded) Euro	289	0.95%	1,638,613.15	0.07%	249	0.81%	1,457,196.59	0.06%
b.2 from 10.000 (included) to 25.000 (excluded) Euro	1,781	5.88%	33,489,205.34	1.40%	1,644	5.34%	30,818,477.45	1.24%
b.3 from 25.000 (included) to 50.000 (excluded) Euro	5,300	17.51%	202,473,426.85	8.44%	5,277	17.13%	200,677,622.04	8.09%
b.4 from 50.000 (included) to 75.000 (excluded) Euro	7,377	24.37%	464,992,389.33	19.39%	7,459	24.21%	469,458,830.38	18.92%
b.5 from 75.000 (included) to 100.000 (excluded) Euro	7,362	24.32%	638,416,362.85	26.62%	7,488	24.31%	648,868,228.25	26.16%
b.6 from 100.000 (included) to 150.000 (excluded) Euro	6,799	22.46%	804,181,479.99	33.53%	7,200	23.37%	852,784,380.89	34.38%
b.7 from 150.000 (included) to 200.000 (excluded) Euro	1,013	3.35%	169,753,576.53	7.08%	1,100	3.57%	184,336,171.47	7.43%
b.8 from 200.000 (included) to 300.000 (excluded) Euro	323	1.07%	74,063,098.14	3.09%	357	1.16%	82,234,286.21	3.32%
b.9 over 300.000 (included) Euro	29	0.10%	9,301,885.21	0.39%	31	0.10%	10,036,015.92	0.40%
b.10 Total	30,273	100.00%	2,398,310,037.39	100.00%	30,805	100.00%	2,480,671,209.20	100.00%

c. Portfolio Seasoning (3)	At the end of the current Collection Period				At the end of the previous Collection Period			
	Number of Loans	% on Total Number of Loans Outstanding	Amount Outstanding	% on Total Amount Outstanding	Number of Loans	% on Total Number of Loans Outstanding	Amount Outstanding	% on Total Amount Outstanding
c.1 from 12 (included) to 18 (excluded) months	-	0.00%	-	0.00%	-	0.00%	-	0.00%
c.2 from 18 (included) to 24 (excluded) months	-	0.00%	-	0.00%	-	0.00%	-	0.00%
c.3 from 24 (included) to 48 (excluded) months	-	0.00%	-	0.00%	-	0.00%	-	0.00%
c.4 from 48 (included) to 72 (excluded) months	16,657	55.02%	1,198,628,250.45	49.98%	19,044	61.82%	1,454,056,081.76	58.62%
c.5 from 72 (included) to 96 (excluded) months	11,878	39.24%	1,078,331,319.78	44.96%	10,703	34.74%	953,985,546.87	38.46%
c.6 from 96 (included) to 108 (excluded) months	1,629	5.38%	116,201,766.27	4.85%	998	3.24%	70,099,058.65	2.83%
c.7 from 108 (included) to 120 (excluded) months	109	0.36%	5,148,700.89	0.21%	60	0.19%	2,530,521.92	0.10%
c.8 from 120 (included) to 150 (excluded) months	-	0.00%	-	0.00%	-	0.00%	-	0.00%
c.9 from 150 (included) to 180 (excluded) months	-	0.00%	-	0.00%	-	0.00%	-	0.00%
c.10 over 180 (included) months	-	0.00%	-	0.00%	-	0.00%	-	0.00%
c.11 Total	30,273	100.00%	2,398,310,037.39	100.00%	30,805	100.00%	2,480,671,209.20	100.00%

d. Current LTV Ratio (4)	At the end of the current Collection Period				At the end of the previous Collection Period			
	Number of Loans	% on Total Number of Loans Outstanding	Amount Outstanding	% on Total Amount Outstanding	Number of Loans	% on Total Number of Loans Outstanding	Amount Outstanding	% on Total Amount Outstanding
d.1 from 0% (included) to 10% (excluded)	768	2.54%	13,947,228.57	0.58%	693	2.25%	13,173,093.77	0.53%
d.2 from 10% (included) to 20% (excluded)	2,172	7.17%	73,893,253.25	3.08%	2,116	6.87%	73,058,377.71	2.95%
d.3 from 20% (included) to 30% (excluded)	2,884	9.53%	143,140,632.85	5.97%	2,846	9.24%	141,753,809.27	5.71%
d.4 from 30% (included) to 40% (excluded)	3,332	11.01%	213,500,935.75	8.90%	3,331	10.81%	216,131,268.55	8.71%
d.5 from 40% (included) to 50% (excluded)	3,653	12.07%	289,956,745.41	12.09%	3,648	11.84%	287,282,679.31	11.58%
d.6 from 50% (included) to 60% (excluded)	7,386	24.40%	643,216,468.97	26.82%	6,863	22.28%	600,425,985.80	24.20%
d.7 from 60% (included) to 70% (excluded)	10,071	33.27%	1,019,897,616.12	42.53%	11,282	36.62%	1,146,046,688.60	46.20%
d.8 from 70% (included) to 80% (excluded)	7	0.02%	757,156.47	0.03%	26	0.08%	2,799,306.19	0.11%
d.9 Total	30,273	100.00%	2,398,310,037.39	100.00%	30,805	100.00%	2,480,671,209.20	100.00%

e.	Remaining Term ^(a)	At the end of the current Collection Period				At the end of the previous Collection Period			
		Number of Loans	% on Total Number of Loans Outstanding	Amount Outstanding	% on Total Amount Outstanding	Number of Loans	% on Total Number of Loans Outstanding	Amount Outstanding	% on Total Amount Outstanding
e.1	from 0 (included) to 12 months (excluded)	53	0.18%	213,459.71	0.01%	57	0.19%	224,785.36	0.01%
e.2	from 12 (included) to 24 months (excluded)	140	0.46%	1,855,780.63	0.08%	105	0.34%	1,393,123.10	0.06%
e.3	from 24 (included) to 48 months (excluded)	390	1.29%	8,874,415.89	0.37%	379	1.23%	8,403,117.42	0.34%
e.4	from 48 (included) to 72 months (excluded)	2,262	7.47%	71,563,636.32	2.98%	2,339	7.59%	77,359,400.11	3.12%
e.5	from 72 (included) to 96 months (excluded)	461	1.52%	21,049,656.98	0.88%	435	1.41%	19,891,444.42	0.80%
e.6	from 96 (included) to 120 months (excluded)	4,058	13.40%	222,911,121.22	9.29%	2,961	9.61%	163,460,151.30	6.59%
e.7	from 120 (included) to 160 months (excluded)	1,269	4.19%	82,003,817.94	3.42%	2,393	7.77%	147,770,688.57	5.96%
e.8	from 160 (included) to 200 months (excluded)	6,494	21.45%	539,186,866.82	22.48%	6,314	20.50%	535,916,444.10	21.60%
e.9	over 200 (included) months	15,146	50.03%	1,450,651,281.88	60.49%	15,822	51.36%	1,526,252,054.82	61.53%
e.10	Total	30,273	100.00%	2,398,310,037.39	100.00%	30,805	100.00%	2,480,671,209.20	100.00%

f.	By Region of Originating Branch ^(a)	At the end of the current Collection Period				At the end of the previous Collection Period			
		Number of Loans	% on Total Number of Loans Outstanding	Amount Outstanding	% on Total Amount Outstanding	Number of Loans	% on Total Number of Loans Outstanding	Amount Outstanding	% on Total Amount Outstanding
f.1	Abruzzo	414	1.37%	28,716,519.71	1.20%	417	1.35%	29,472,318.30	1.19%
f.2	Basilicata	44	0.15%	2,178,732.76	0.09%	44	0.14%	2,228,839.49	0.09%
f.3	Calabria	140	0.46%	7,612,155.58	0.32%	144	0.47%	7,896,728.03	0.32%
f.4	Campania	1,282	4.23%	86,663,395.06	3.61%	1,291	4.19%	88,658,403.52	3.57%
f.5	Emilia - Romagna	2,871	9.48%	227,881,670.24	9.50%	2,926	9.50%	236,812,369.43	9.55%
f.6	Friuli-Venezia Giulia	1,056	3.49%	70,738,753.66	2.95%	1,076	3.49%	73,408,264.28	2.96%
f.7	Lazio	3,597	11.88%	316,872,063.78	13.21%	3,662	11.89%	327,497,664.18	13.20%
f.8	Liguria	511	1.69%	37,174,751.58	1.55%	521	1.69%	38,992,405.31	1.57%
f.9	Lombardia	7,562	24.98%	691,872,762.64	28.85%	7,688	24.96%	713,217,300.36	28.75%
f.10	Marche	623	2.06%	49,561,329.39	2.07%	636	2.06%	51,320,618.78	2.07%
f.11	Molise	58	0.19%	3,141,134.41	0.13%	60	0.19%	3,269,396.70	0.13%
f.12	Piemonte	4,414	14.58%	314,141,777.11	13.10%	4,492	14.58%	325,062,356.83	13.10%
f.13	Puglia	1,216	4.02%	76,481,406.43	3.19%	1,225	3.98%	78,341,003.44	3.16%
f.14	Sardegna	338	1.12%	22,295,510.48	0.93%	344	1.12%	22,855,700.80	0.92%
f.15	Sicilia	848	2.80%	50,747,621.72	2.12%	866	2.81%	52,873,819.71	2.13%
f.16	Toscana	1,571	5.19%	135,218,661.81	5.64%	1,612	5.23%	140,749,488.35	5.67%
f.17	Trentino - Alto Adige	266	0.88%	20,886,655.69	0.87%	275	0.89%	21,867,076.42	0.89%
f.18	Umbria	245	0.81%	15,858,249.90	0.66%	247	0.80%	16,254,950.48	0.66%
f.19	Valle d'Aosta	63	0.21%	3,924,796.39	0.16%	63	0.20%	4,000,908.56	0.16%
f.20	Veneto	3,154	10.42%	236,342,089.05	9.85%	3,216	10.44%	245,891,596.23	9.91%
f.21	Total	30,273	100.00%	2,398,310,037.39	100.00%	30,805	100.00%	2,480,671,209.20	100.00%

g. Payment Frequency	At the end of the current Collection Period				At the end of the previous Collection Period			
	Number of Loans	% on Total Number of Loans Outstanding	Amount Outstanding	% on Total Amount Outstanding	Number of Loans	% on Total Number of Loans Outstanding	Amount Outstanding	% on Total Amount Outstanding
g.1 Monthly	30,002	99.10%	2,375,378,613.87	99.04%	30,528	99.10%	2,456,894,110.67	99.04%
g.2 Quarterly	271	0.90%	22,931,423.52	0.96%	277	0.90%	23,777,098.53	0.96%
g.3 Total	30,273	100.00%	2,398,310,037.39	100.00%	30,805	100.00%	2,480,671,209.20	100.00%

h. Payment Methodology	At the end of the current Collection Period				At the end of the previous Collection Period			
	Number of Loans	% on Total Number of Loans Outstanding	Amount Outstanding	% on Total Amount Outstanding	Number of Loans	% on Total Number of Loans Outstanding	Amount Outstanding	% on Total Amount Outstanding
h.1 Direct Debit	28,792	95.11%	2,291,032,380.69	95.53%	29,298	95.11%	2,368,311,177.63	95.47%
h.2 R.I.D.	1,157	3.82%	86,095,575.69	3.59%	1,194	3.88%	90,273,987.04	3.64%
h.3 Cash	324	1.07%	21,182,081.01	0.88%	313	1.02%	22,086,044.53	0.89%
h.4 Other	-	0.00%	-	0.00%	-	0.00%	-	0.00%
h.5 Total	30,273	100.00%	2,398,310,037.39	100.00%	30,805	100.00%	2,480,671,209.20	100.00%

i. Type of Interest	At the end of the current Collection Period				At the end of the previous Collection Period			
	Number of Loans	% on Total Number of Loans Outstanding	Amount Outstanding	% on Total Amount Outstanding	Number of Loans	% on Total Number of Loans Outstanding	Amount Outstanding	% on Total Amount Outstanding
i.1 Fixed	2,137	7.06%	136,700,824.22	5.70%	2,187	7.10%	142,432,795.80	5.74%
i.2 Floating	26,353	87.05%	2,126,457,553.68	88.66%	26,795	86.98%	2,197,121,309.39	88.57%
i.3 Optional currently Fixed ^(a)	757	2.50%	54,631,496.81	2.28%	774	2.51%	57,180,483.88	2.31%
i.4 Optional currently Floating ^(a)	1,026	3.39%	80,520,162.68	3.36%	1,049	3.41%	83,936,620.13	3.38%
i.5 Total	30,273	100.00%	2,398,310,037.39	100.00%	30,805	100.00%	2,480,671,209.20	100.00%

l. Interest Rate (Fixed and Optional currently Fixed) ^(a)	At the end of the current Collection Period				At the end of the previous Collection Period			
	Number of Loans	% on Total Number of Loans Outstanding	Amount Outstanding	% on Total Amount Outstanding	Number of Loans	% on Total Number of Loans Outstanding	Amount Outstanding	% on Total Amount Outstanding
l.1 0% (included) - 3% (excluded)	11	0.04%	750,472.51	0.03%	4	0.01%	240,734.15	0.01%
l.2 3% (included) - 4% (excluded)	182	0.60%	12,792,804.94	0.53%	152	0.49%	10,634,321.72	0.43%
l.3 4% (included) - 5% (excluded)	155	0.51%	11,702,973.40	0.49%	156	0.51%	11,980,190.14	0.48%
l.4 5% (included) - 6% (excluded)	1,573	5.20%	100,999,956.36	4.21%	1,614	5.24%	105,708,855.76	4.26%
l.5 >=6%	973	3.21%	65,086,113.82	2.71%	1,035	3.36%	71,049,177.91	2.86%
l.6 Total	2,894	9.56%	191,332,321.03	7.98%	2,961	9.61%	199,613,279.68	8.05%

m. Spread (Floating and Optional currently Floating) ^(a)	At the end of the current Collection Period				At the end of the previous Collection Period			
	Number of Loans	% on Total Number of Loans Outstanding	Amount Outstanding	% on Total Amount Outstanding	Number of Loans	% on Total Number of Loans Outstanding	Amount Outstanding	% on Total Amount Outstanding
m.1 0% (included) - 1% (excluded)	-	0.00%	-	0.00%	-	0.00%	-	0.00%
m.2 1% (included) - 1.25% (excluded)	9,465	31.27%	688,103,060.36	28.69%	9,634	31.27%	714,350,189.85	28.80%
m.3 1.25% (included) - 1.5% (excluded)	11,537	38.11%	958,082,826.51	39.95%	11,727	38.07%	988,447,344.56	39.85%
m.4 1.5% (included) - 1.75% (excluded)	5,221	17.25%	460,394,608.81	19.20%	5,307	17.23%	474,529,175.75	19.13%
m.5 1.75% (included) - 2% (excluded)	822	2.72%	71,968,702.94	3.00%	836	2.71%	74,559,676.22	3.01%
m.6 >=2%	334	1.10%	28,428,517.74	1.19%	340	1.10%	29,171,543.14	1.18%
m.7 Total	27,379	90.44%	2,206,977,716.36	92.02%	27,844	90.39%	2,281,057,929.52	91.95%

(a) The information refers to the mortgages not classified as default as at the end of the collection period

(b) The information refers to the Region where the branch originating the mortgage loan is located

(1) Arithmetic average

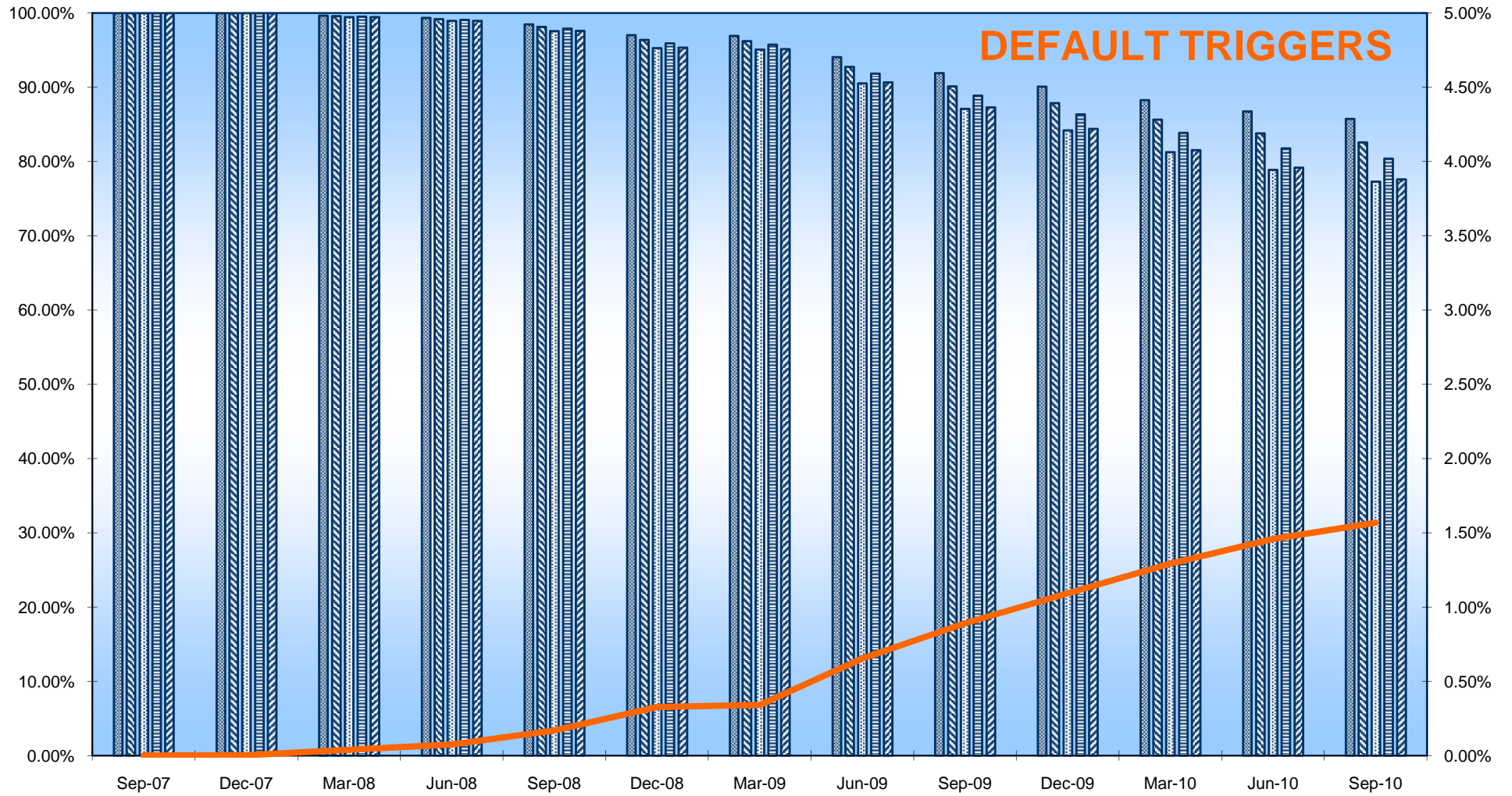
(2) Weighted by the outstanding principal amount




(3) Calculated as the difference between the maturity date and the date representing the end of the collection period




(4) Calculated as ratio between the outstanding principal amount and the most recent appraisal/evaluation available

(5) Calculated as difference between the maturity and the servicing report date

(6) The nature of the optional loan (currently fixed or floating) is monitored as at the end of the collection period



 Distance from Class B Notes Trigger Event (Left scale)
 Distance from Junior Notes Trigger Event (Left scale)
 Distance from Class E Notes Trigger Event (Left scale)

 Distance from Class C Notes Trigger Event (Left scale)
 Distance from Class D Notes Trigger Event (Left scale)
 Cumulative Outstanding Amount of Defaulted Claims / Ptf Initial Amount (Right scale)

WEIGHTED AVERAGE CPR

